

CARBON STEEL WAFER SWING CHECK VALVE NBR

Wafer carbon steel swing check valve for heating and water distribution.

Carbon steel body and disc with NBR seat.

Wafer type with short length and with a removable hoisting eye for easy installation.

Certificate

3.1

ISO 9001 : 2015

BUREAU VERITAS
Certification



Size : DN 40 to 300

Connection : Between flanges PN10/16 up to DN150, PN16 over Class 150 (PN20) from DN100 to 300

Min Temperature : -10°C

Max Temperature : +80°C

Max Pressure : 16 Bars up to DN200, 10 bars over

Specifications : NBR seat

Horizontal or vertical position with ascendant fluid

Wafer type

Removable hoisting eye

Weak headloss

Materials : Chromed Carbon Steel ASTM A216 WCB

CARBON STEEL WAFER SWING CHECK VALVE NBR

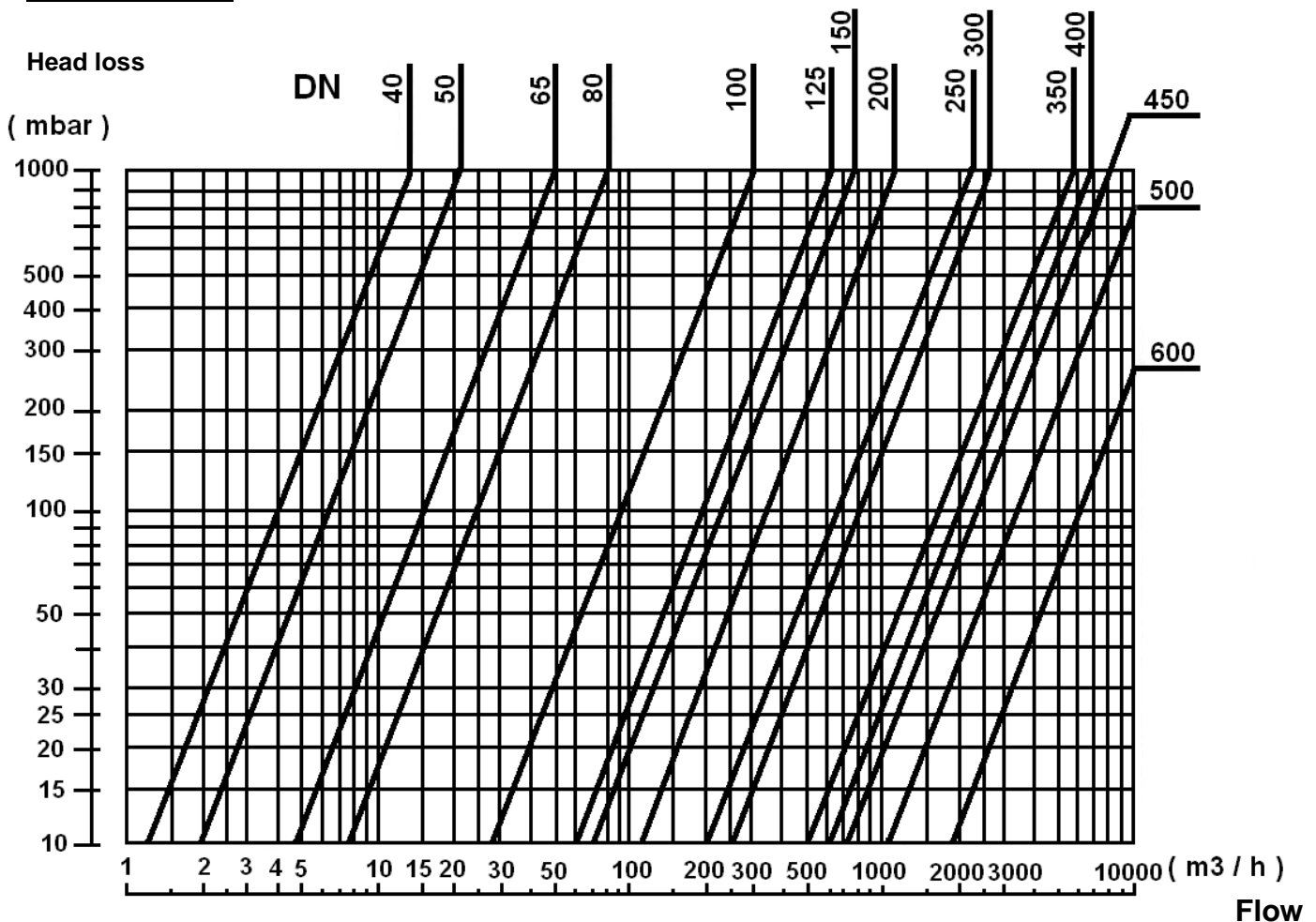
SPECIFICATIONS :

- Wafer swing check valve
- Vertical position with ascendant fluid or horizontal position (respect the flow direction indicated by the arrow)
- Between flanges PN10/16 up to DN150, PN16 over and Class 150 (PN20) from DN100 to 300
- With removable hoisting eye
- Short length
- Economical solution
- Monobloc disc and stem for a better mechanical strength
- Integrated body gasket

USE :

- Heating, water distribution
- Min and max Temperature Ts : - 10°C to + 80°C
- Max Pressure Ps : 16 bars up to DN 200 included and 10 bars over
- **Do not use with pulsatory speed**
- **Max Speed : 3 M. / Sec.**

HEAD LOSS GRAPH :

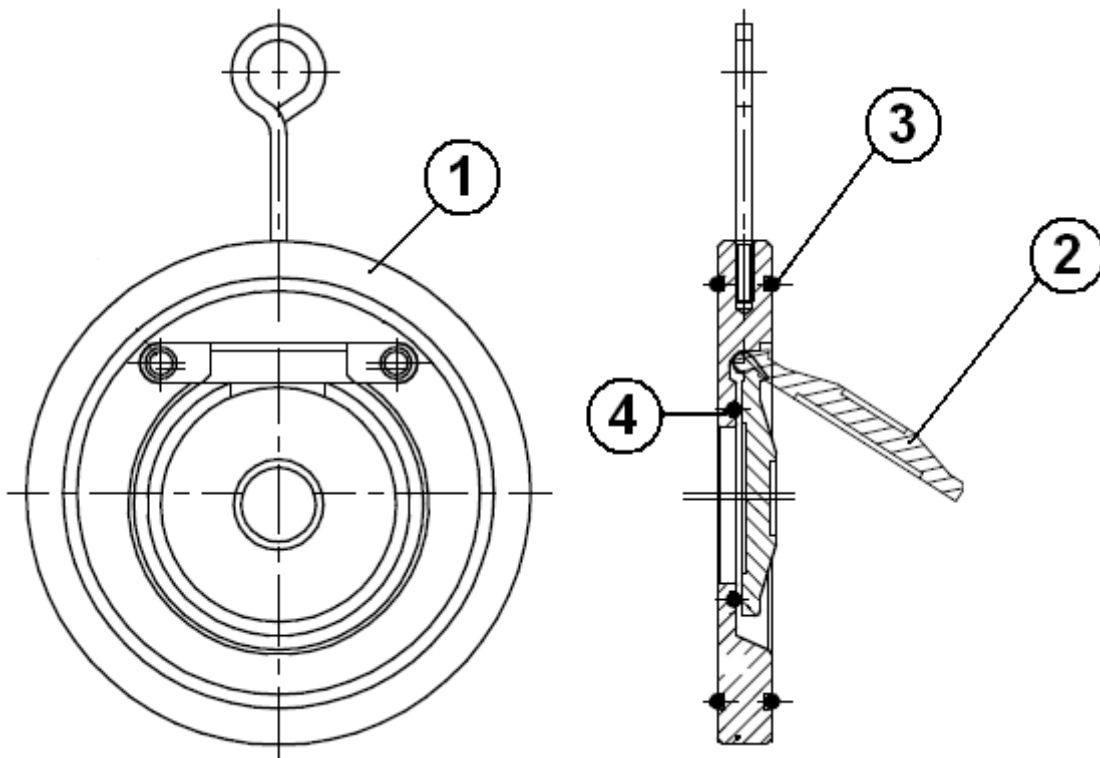


CARBON STEEL WAFER SWING CHECK VALVE NBR

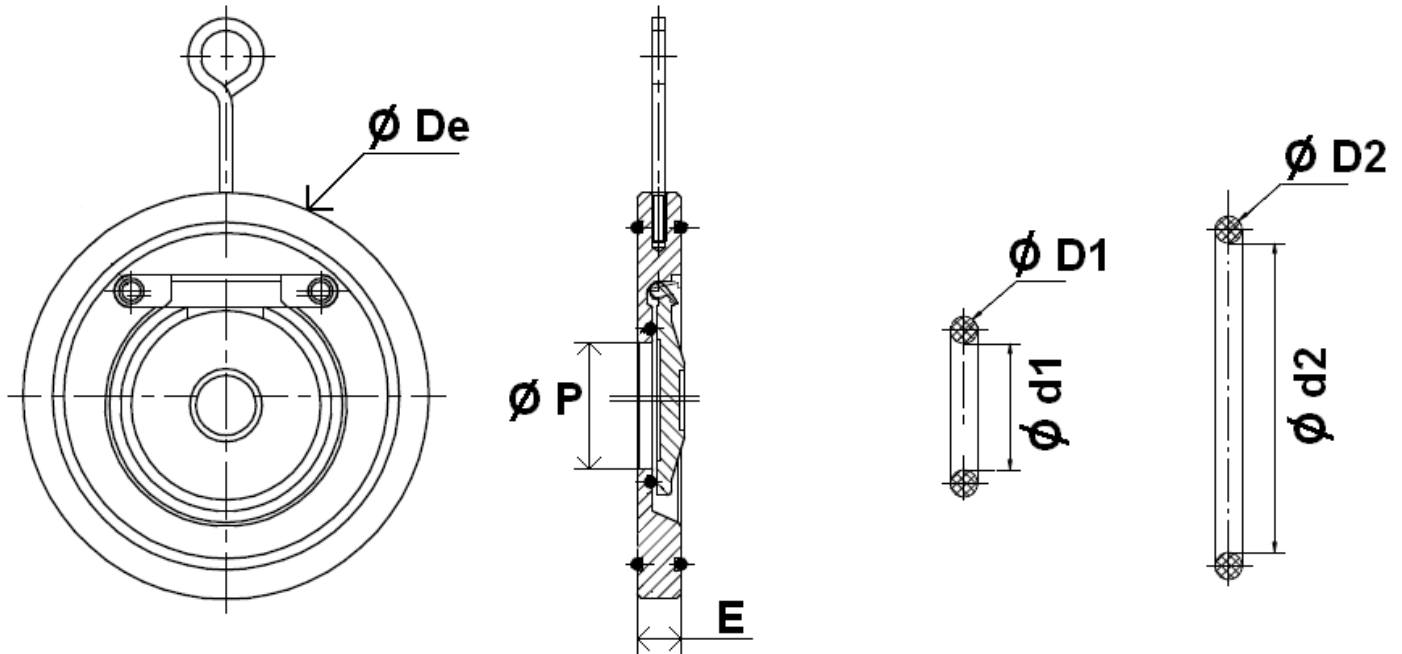
CONNECTION :

- Carbon steel body with NBR gasket between flanges PN10/16 up to DN150, PN16 over
- Between flanges Class 150 PN20 possible from DN100 to 300

MATERIALS :



Item	Designation	Materials
1	Body	Chromed ASTM A216 WCB
2	Disc	
3	Seat	NBR
4	Gasket	NBR

CARBON STEEL WAFER SWING CHECK VALVE NBR
SIZE (in mm) :


DN	40	50	65	80	100	125	150	200	250	300
E	14	14	14	14	18	18	20	22	26	32
Ø De	94	109	129	144	164	194	220	275	331	386
Ø P	22	32	40	54	70	92	112	154	192	227
Ø d2	73.5	84.5	104.5	112.5	140.5	164.5	193.5	249.5	295.5	314.5
Ø D2	3.5	3.5	3.7	3.7	3.7	3.5	3.7	3.7	3.5	6
Ø d1	26.5	36.5	49.5	62	76.5	97.5	118.5	163.5	202.5	242
Ø D1	2.35	2.35	2.7	2.7	3.7	3.5	3.5	3.5	3.5	6
Weight (Kg)	0.69	0.86	1.2	1.49	2.42	3.29	4.72	7.92	13.73	21.04

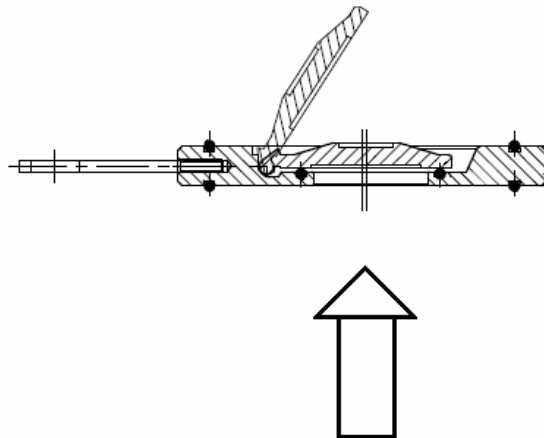
CARBON STEEL WAFER SWING CHECK VALVE NBR

STANDARDS :

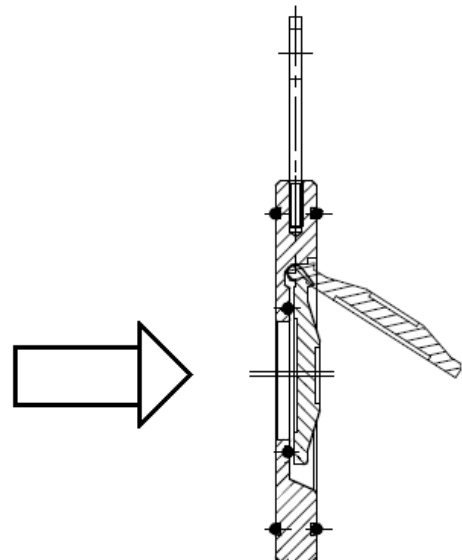
- Fabrication according to ISO 9001: 2015
- Designing according to API 594
- Pressure tests according to API 598, table 6
- DIRECTIVE 2014/68/EU : Products excluded (article 4, § 3)
- Certificate 3.1 on request
- Length according to EN 558 series 97 (NF 29377)
- Between flanges according to EN 1092-1 PN10/16

INSTALLATION POSITIONS :

Vertical position (ascendant fluid)



Horizontal position



ADVICE : Our opinion and our advice are not guaranteed and SFERACO shall not be liable for the consequences of damages. The customer must check the right choice of the products with the real service conditions.